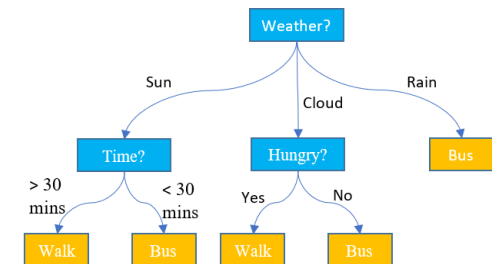
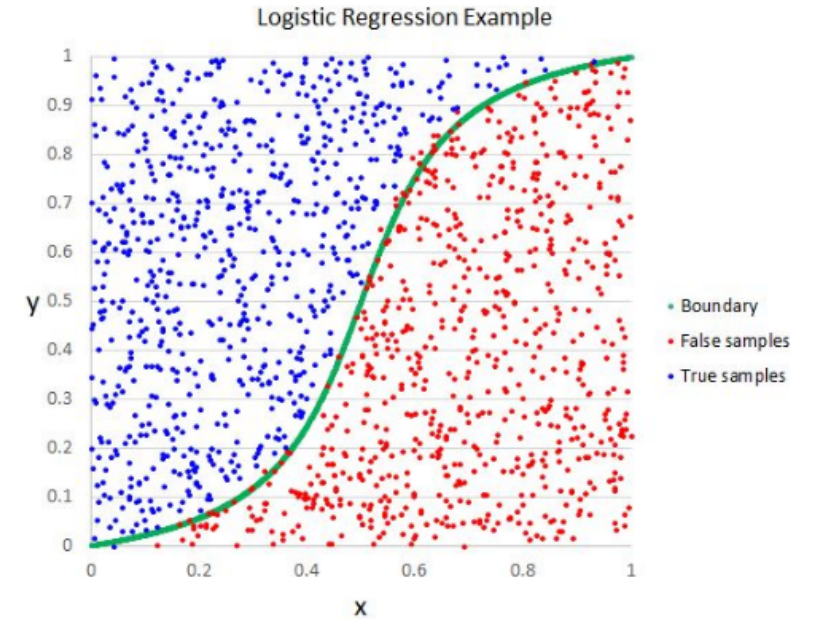
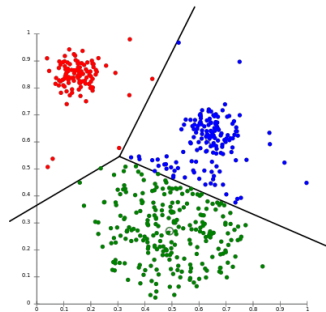
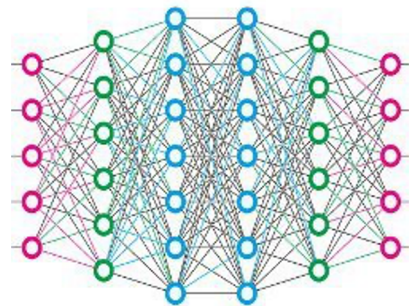


CS 445

Introduction to Machine Learning

Logistic Regression

Instructor: Dr. Kevin Molloy



Review

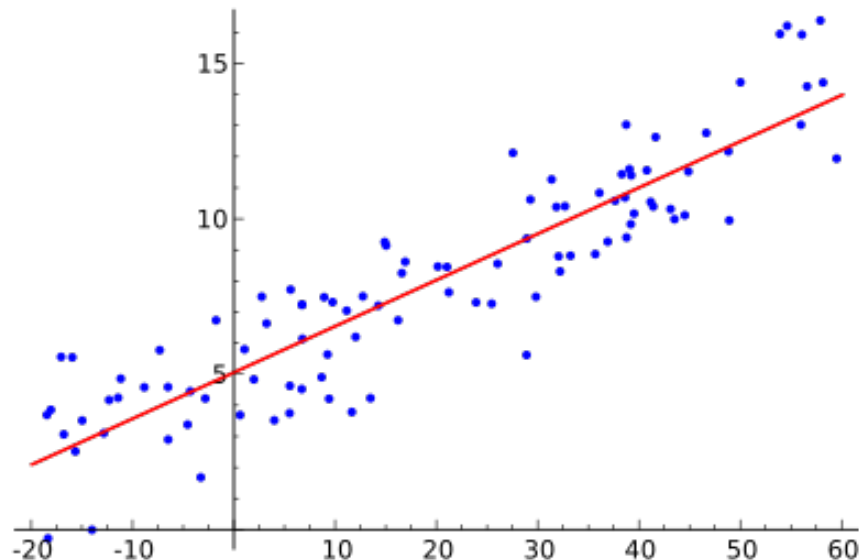
Linear regression

Finding the weights to assign to a polynomial so that the resulting line minimizes the "loss".

$$h(x_1, x_2, \dots, x_n) = w_0 + w_1x_1 + \dots + w_nx_n$$

$$h(x) = w^T x$$

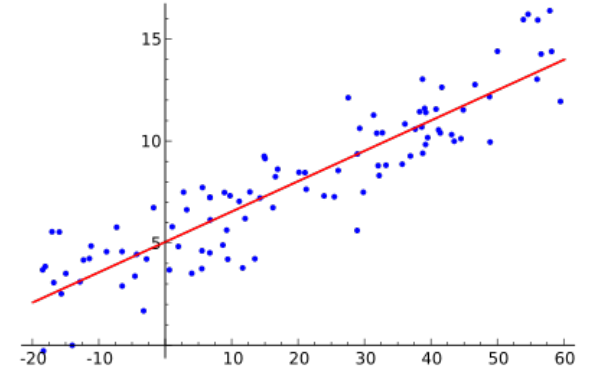
This function $h(x)$ (hypothesis function) makes a real valued prediction (regression).



$$\text{Linear Regression } L(w) = \frac{1}{2} \sum_{(x_i, y_i) \in D} (y_i - w^t x_i)^2$$

Approach for Linear Regression

Linear Regression $L(w) = \frac{1}{2N} \sum_{(x_i, y_i) \in D} (y_i - w^t x_i)^2$



Optimize (find the min) of the loss function using the derivatives:

$$\frac{\partial L(w)}{\partial w_i} = \frac{1}{N} \sum_{j=0..N} x_j^{(i)} (y_j - w^t x_j)$$

$$\frac{\partial L(w)}{\partial w_0} = \frac{1}{N} \sum_{j=0..N} (y_j - w^t x_j)$$

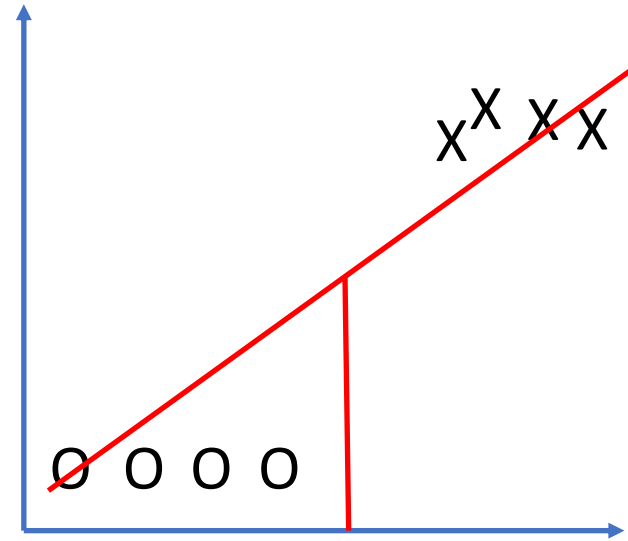
Linear Regression Algorithm

1. Make predictions using current w and compute loss
2. Compute derivative and update w 's
3. When loss change is a little STOP, otherwise, go back to 1.

Logistic Regression

World's **WORST** algorithm name

Transform linear regression into a classification algorithm



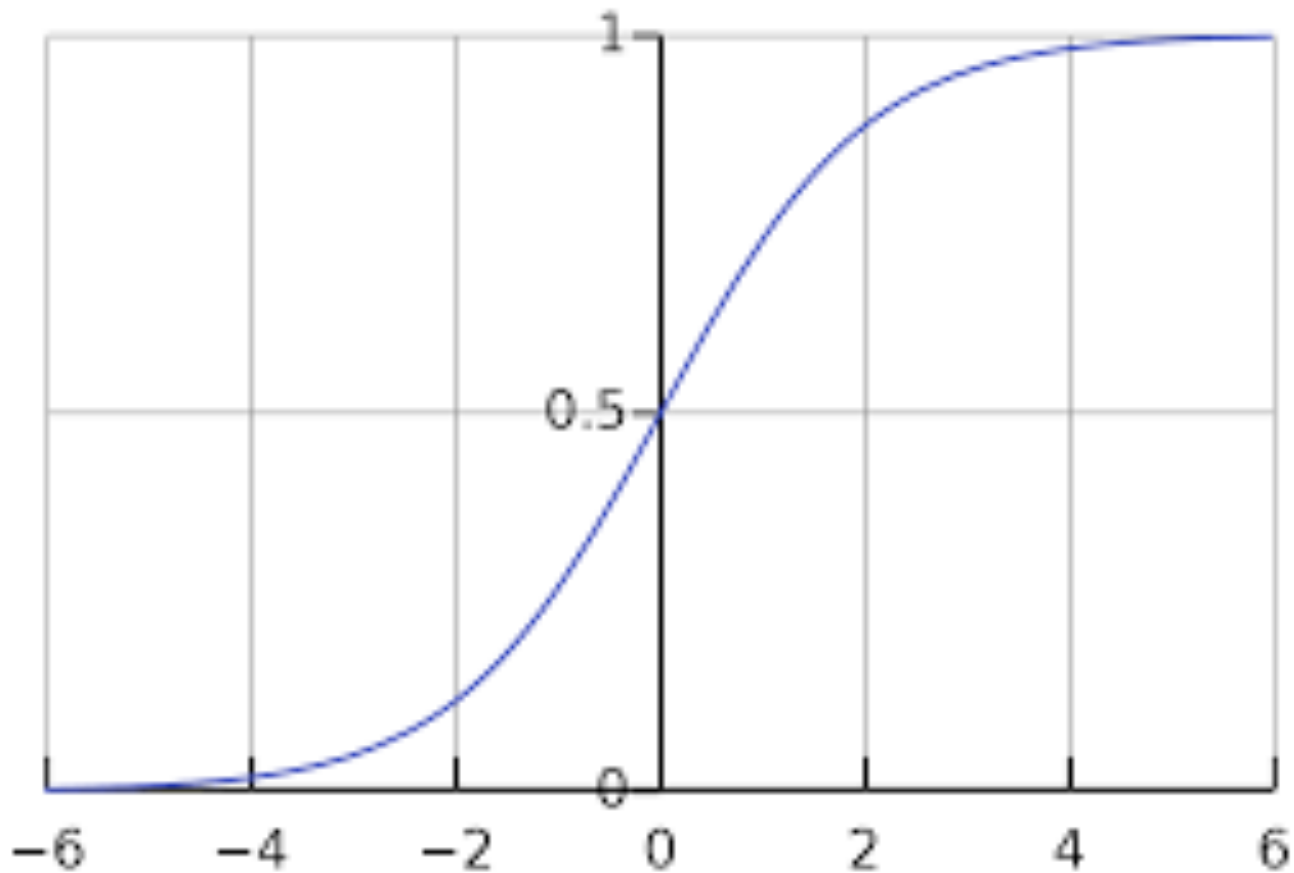
$h(x) \geq 0.5$, predict $y = 1$ (X class)

$h(x) < 0.5$, predict $y = 0$ () class)

Map Function to Values Between 0 and 1

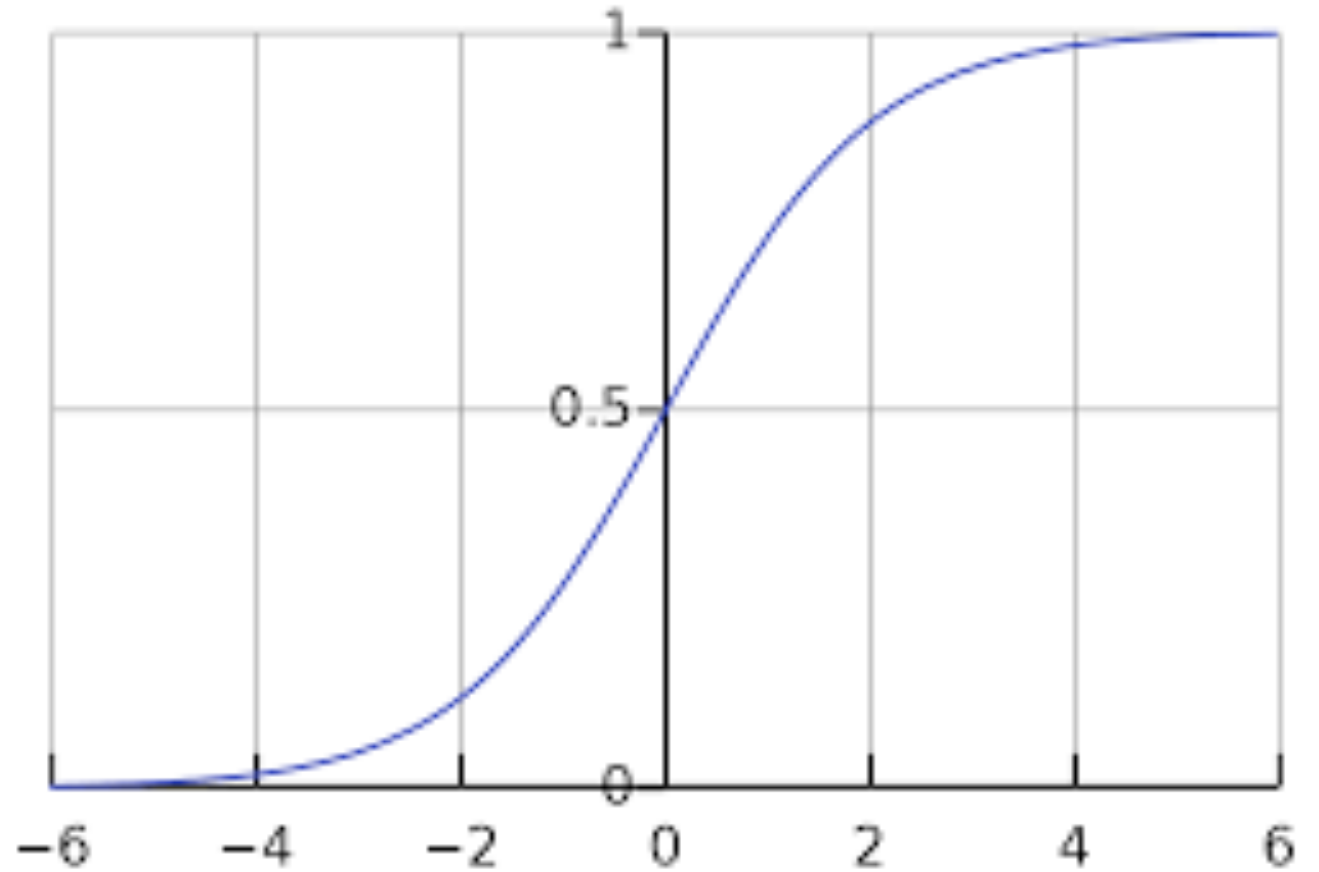
$$\text{Sigmoid}(z) = \frac{1}{1 + e^{-z}}$$

$$\frac{1}{1 + e^{-w^t x}}$$



Different Loss Function

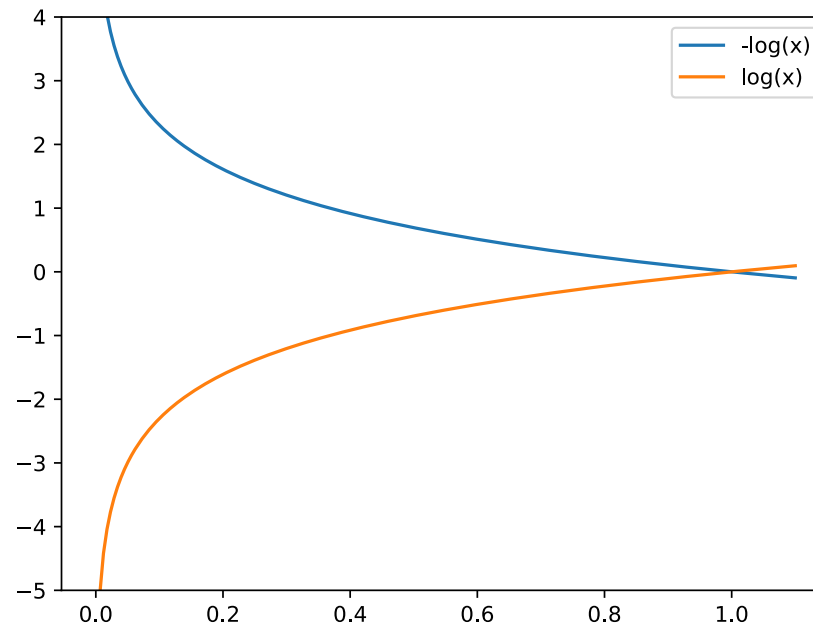
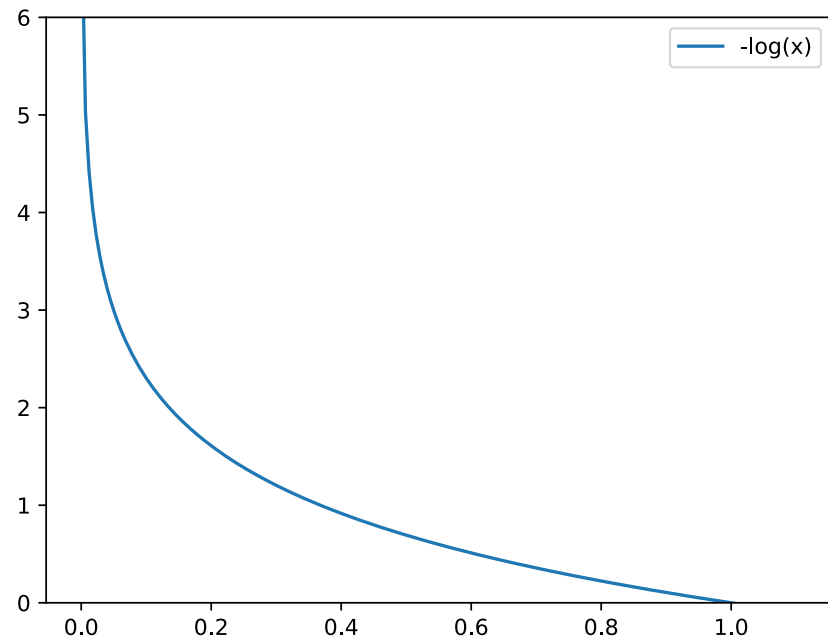
$$\frac{1}{1 + e^{-w^t x}}$$



Linear Regression $L(w) = \frac{1}{2N} \sum_{(x_i, y_i) \in D} (y_i - w^t x_i)^2$

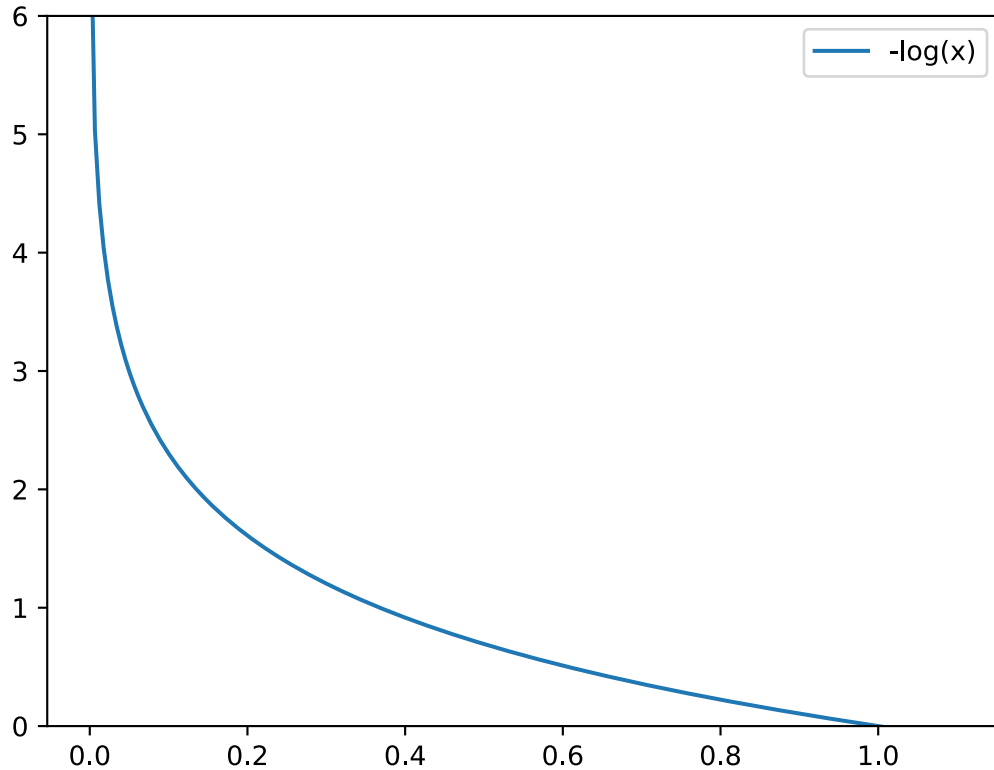
Cost Function for Linear Regression

$$\text{Loss}(h(x), y) = \begin{cases} -\log(f_w(x)) & \text{if } y = 1 \\ -\log(1 - f_w(x)) & \text{if } y = 0 \end{cases}$$



Cost Function for Linear Regression

$$\text{Loss}(h(x), y) = \begin{cases} -\log(f_w(x)) & \text{if } y = 1 \\ -\log(1 - f_w(x)) & \text{if } y = 0 \end{cases}$$



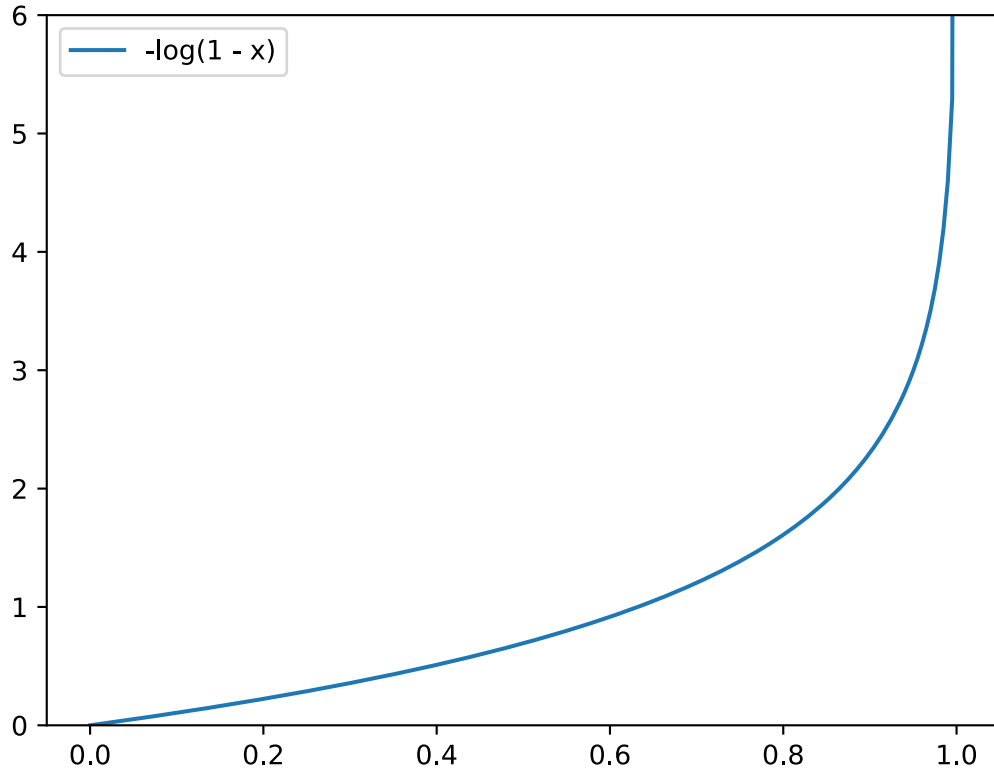
When $y = 1$:

$f(x) = 1$, then Cost = 0 (since $-\log(1) = 0$)

$f(x) = 0$, then the loss (or penalty) will be very large.

Cost Function for Linear Regression

$$\text{Loss}(h(x), y) = \begin{cases} -\log(f_w(x)) & \text{if } y = 1 \\ -\log(1 - f_w(x)) & \text{if } y = 0 \end{cases}$$



When $y = 0$:

$f(x) = 0$, then Cost = 0 (since $-\log(1 - f(x)) = 0$)

$f(x) = 1$, then the loss (or penalty) will be very large.

Logistic Regression Loss

$$\text{Loss}(h(x), y) = \begin{cases} -\log(f_w(x)) & \text{if } y = 1 \\ -\log(1 - f_w(x)) & \text{if } y = 0 \end{cases}$$

$$\text{Loss}(h(x), y) = \prod_{i=1}^n P(y = 1 | x_i)^{y_i} \times P(y = 0 | x_i)^{1 - y_i}$$