

CS 261

Fall 2021

Mike Lam, Professor



Structs and I/O

Typedefs

- A **typedef** is a way to create a new type name
 - Basically a synonym for another type
 - Useful for shortening long types or providing more meaningful names
 - Names are usually postfixed with "_t"

```
typedef unsigned char byte_t;
```

```
byte_t b1, b2;
```

- Use the **size_t** typedef (defined to be the same as **long unsigned int** in the `stu` headers) for non-negative sizes and counts

```
const size_t STR_SIZE = 1024;
```

Structs

- A **struct** contains a group of related sub-variables
 - New "kind" of type
 - Similar to classes from Java, but without methods and everything is "public"
 - Sub-variables are called **fields**
 - Struct variables are declared with **struct** keyword

```
struct vertex {  
    double x;  
    double y;  
    bool visited;  
};
```

```
int main()  
{  
    struct vertex p1;  
    p1.x = 4.2;  
    p1.y = 5.6;  
    p1.visited = false;  
}
```

```
double dist(struct vertex p1, struct vertex p2)  
{  
    return sqrt( (p1.x-p2.x)*(p1.x-p2.x) +  
                (p1.y-p2.y)*(p1.y-p2.y) );  
}
```

Typedef structs

- Convention: create a typedef name for struct types
 - E.g., **struct vertex** -> **vertex_t**
 - More concise and readable
 - For projects, we'll provide structs and typedefs in headers

```
typedef struct vertex {  
    double x;  
    double y;  
    bool visited;  
} vertex_t;
```

```
double dist(vertex_t p1, vertex_t p2)  
{  
    return sqrt( (p1.x-p2.x)*(p1.x-p2.x) +  
                (p1.y-p2.y)*(p1.y-p2.y) );  
}
```

```
int main()  
{  
    vertex_t p1;  
    p1.x = 4.2;  
    p1.y = 5.6;  
    p1.visited = false;  
}
```

Struct memory layout

- Fields are stored (mostly) contiguously in memory
 - Each field has a fixed **offset** from the beginning of the struct

offset 0



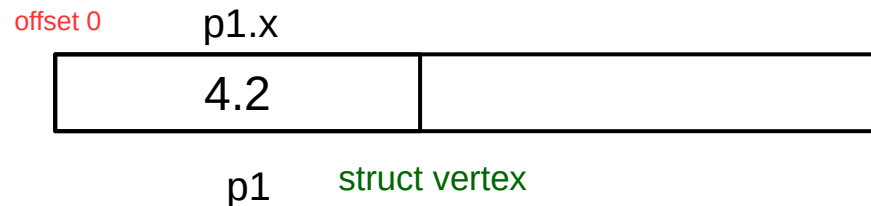
p1 struct vertex

```
typedef struct vertex {  
    double x;  
    double y;  
    bool visited;  
} vertex_t;
```

```
int main()  
{  
    vertex_t p1;  
    p1.x = 4.2;  
    p1.y = 5.6;  
    p1.visited = false;  
}
```

Struct memory layout

- Fields are stored (mostly) contiguously in memory
 - Each field has a fixed **offset** from the beginning of the struct

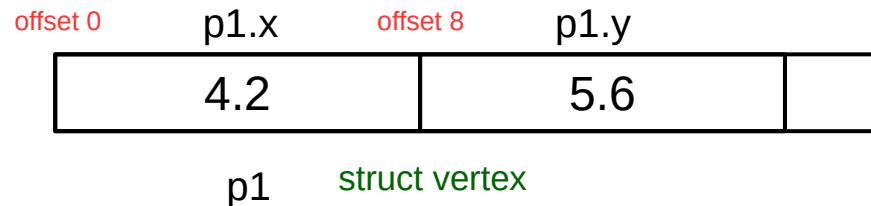


```
typedef struct vertex {  
    double x;  
    double y;  
    bool visited;  
} vertex_t;
```

```
int main()  
{  
    vertex_t p1;  
    p1.x = 4.2;  
    p1.y = 5.6;  
    p1.visited = false;  
}
```

Struct memory layout

- Fields are stored (mostly) contiguously in memory
 - Each field has a fixed **offset** from the beginning of the struct

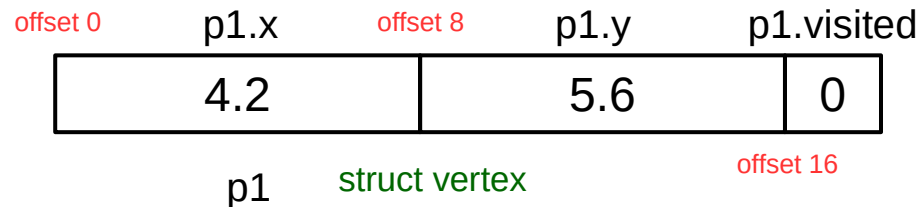


```
typedef struct vertex {  
    double x;  
    double y;  
    bool visited;  
} vertex_t;
```

```
int main()  
{  
    vertex_t p1;  
    p1.x = 4.2;  
    p1.y = 5.6;  
    p1.visited = false;  
}
```

Struct memory layout

- Fields are stored (mostly) contiguously in memory
 - Each field has a fixed **offset** from the beginning of the struct



```
typedef struct vertex {  
    double x;  
    double y;  
    bool visited;  
} vertex_t;
```

```
int main()  
{  
    vertex_t p1;  
    p1.x = 4.2;  
    p1.y = 5.6;  
    p1.visited = false;  
}
```

Struct memory layout

- Given the following code, how much space will be allocated for the "data" variable? Assume chars are one byte each and ints are four bytes each.

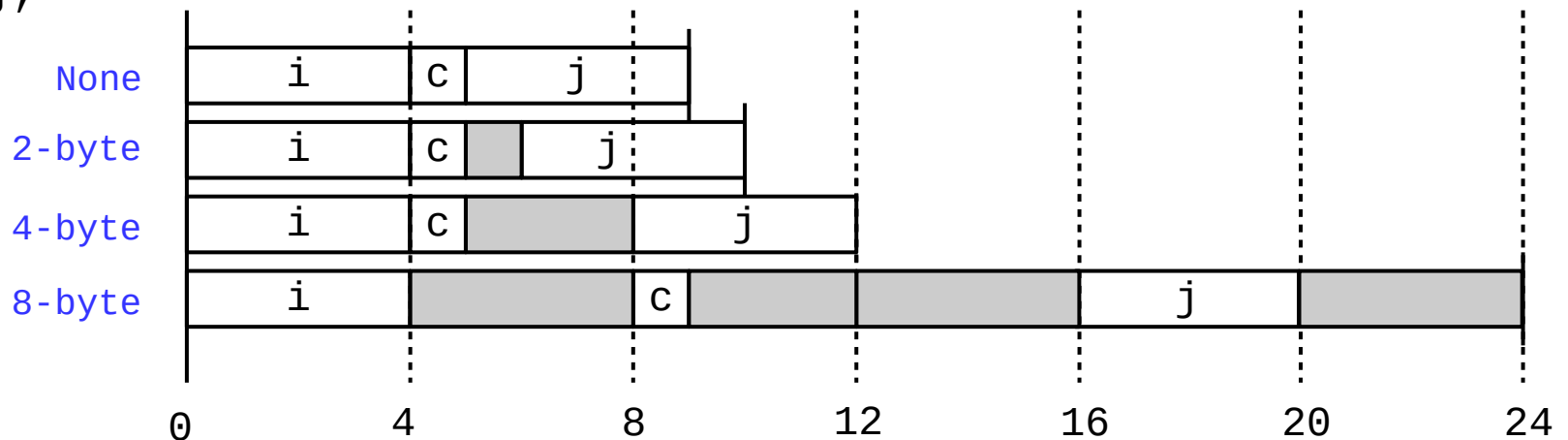
```
struct stuff {  
    char a;  
    char b;  
    char c;  
    int x;  
} data;
```

- A) 4 bytes
- B) 7 bytes
- C) 8 bytes
- D) 16 bytes
- E) There is not enough information to know.

Struct data alignment

- **Alignment restrictions** require addresses be n -divisible
 - E.g., 4-byte alignment means field offsets must be divisible by 4
 - Chosen by compiler based on hardware
 - Improves memory performance
 - Can be avoided in C using “attribute (packed)” (as in `elf.h`)

```
struct {  
    int i;  
    char c;  
    int j;  
} rec;
```



Function parameters

- In C, parameters are passed **by value**
 - Values are copied to a function-local variable at call time
 - Local changes are not visible to the caller unless returned
- It is expensive to pass large structs by value
 - Must copy the entire struct even if it is not all needed
 - Alternative: pass variables **by reference** using a pointer
 - Local changes **through the pointer** are visible to the caller
 - Local changes **to the pointer** are **not** visible to the caller
- Parameters can be passed as `const`
 - Shouldn't be changed by the function (checked by compiler)
 - Useful for ensuring you don't accidentally overwrite a by-reference parameter pointer

Struct pointers

- New "->" (arrow) operator dereferences a pointer to a struct and accesses a field in that struct

```
vertex_t v;  
vertex_t *vp = &v;  
  
(*vp).x = 1.0;           // set field "x"  
vp->y = 2.0;             // set field "y"
```

```
typedef struct vertex {  
    double x;  
    double y;  
    bool visited;  
} vertex_t;
```

Faster!
(copy 8-byte pointer instead of 17-byte struct)



```
double dist(vertex_t *p1, vertex_t *p2)  
{  
    return sqrt( (p1->x - p2->x) * (p1->x - p2->x) +  
                (p1->y - p2->y) * (p1->y - p2->y) );  
}
```

Aside: Enums

- An **enumeration** is a type where all values are listed
 - Declared in C using enum keyword
 - In C, the actual values are stored as integers
 - Can assign integer values if desired
 - Primary advantage: named constants

```
typedef enum {  
    MON = 1, TUE, WED, THU, FRI, SAT, SUN  
} day_t;
```

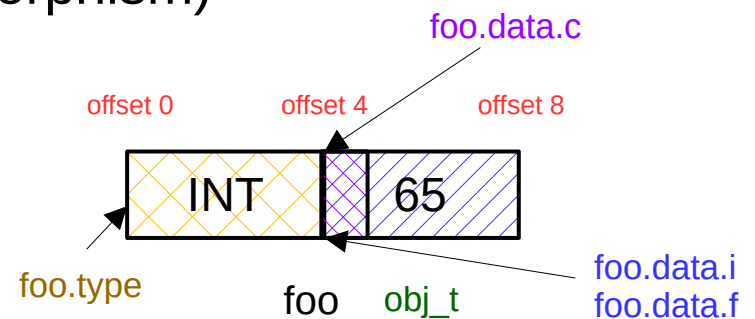
```
// essentially the same as: int midterm_day = 3;  
day_t midterm_day = WED;
```

Aside: Unions

- A **union** is also a variable that can store data of different types
 - One “thing”, but it could be multiple sizes depending on what kind of “thing” it currently is (so context is even more important!)
 - All “fields” start at offset zero
 - Generally a bad idea! (circumvents the type system in C)
 - Can be used to do OOP in C (i.e., polymorphism)

```
typedef enum { CHAR, INT, FLOAT } objtype_t;
```

```
typedef struct {  
    objtype_t type;  
    union {  
        char c;  
        int i;  
        float f;  
    } data;  
} obj_t;
```



```
obj_t foo;
```

```
foo.type = INT;  
foo.data.i = 65;
```

```
printf("%c", foo.data.c); ← VALID!
```

File I/O

- C standard library provides **opaque** file stream handles: **FILE***
 - Internal representation is implementation-dependent
- File manipulation functions:
 - Open a file: **fopen**
 - Mode: read ('r'), write ('w'), append ('a')
 - Read a character: **fgetc**
 - Read a line of text: **fgets**
 - Read binary data: **fread**
 - Set current file position: **fseek**
 - Write formatted text: **fprintf**
 - Write binary data: **fwrite**
 - Close a file: **fclose**

**These are all documented
in the function reference
(on website)**

Standard I/O

- Standard "file" streams: `stdin`, `stdout`, `stderr` (type is `FILE*`)
 - Like `System.in`, `System.out`, and `System.err` in Java
 - Available to all programs; no need to open or close
 - Flushed when newline (`'\n'`) encountered (included by `fgets!`)
 - Use CTRL-D to indicate end-of-file when typing input from the terminal
- Formatted input/output (`scanf` / `printf`)
 - Variable number of arguments (`varargs`)
 - Format string and type specifiers:
 - `%d` for signed int, `%u` for unsigned int
 - `%c` for chars, `%s` for C strings (`char *`, passing NULL is undefined behavior)
 - `%f` or `%e` for float, `%x` for hex, `%p` for pointer
 - Prepend `'l'` for long or `'ll'` for long long (e.g., `%lx` = long hex)
 - Include number for fixed-width field (e.g., `%20s` for a 20-character field)
 - Many more useful options; see documentation for details

Standard I/O

- What is wrong with the following code?

```
char buffer[20];
```

```
fgets(buffer, 30, stdin);
```

- A) The buffer is not initialized before calling fgets.
- B) The buffer is the wrong size.
- C) The buffer size parameter is wrong.
- D) The call to fgets has too few parameters.
- E) There is nothing wrong with this code.

Security issues

- Input: beware of buffer overruns
 - Like carelessly copying strings, reading input improperly is a common source of security vulnerabilities
 - Best practice: declare a fixed-size buffer and use “safe” input functions (e.g., `fgets`)
 - You may NOT use unsafe functions in this course! (e.g., `gets`)
 - Here is a partial list of unsafe functions; see function reference on website for complete list

UNSAFE

`atoi`
`atof`
`gets`
`strcat`
`strcpy`

Safer alternative

`strtol`
`strtod`
`fgets`
`strncat`
`snprintf`

Be careful with code that you find online—never use code that you don't fully understand or that you haven't verified to be safe.

Projects

- You are now a C programmer!
 - We have now covered all topics necessary for P0 and P1
 - There is certainly more to learn about C, but we have covered all the necessary topics for this course
 - References and resources on our website
 - Next time, we'll cover a few more useful things and some technicalities that we've glossed over
 - Now all you need is practice :)

Exercise

- Let's write a simple version of the 'cat' utility
 - Copy all text from standard in to standard out
 - No need to open/close a “real” file
 - Handle a line at a time
 - To reduce memory requirements
 - What is the basic form of our code?
 - What variable(s) will we need?

Simple “cat” program

```
#include <stdio.h>

int main (int argc, char **argv)
{
    const int BUF_SIZE = 1024;
    char buffer[BUF_SIZE];

    while ( ) {
        printf("%s", buffer);
    }

    return 0;
}
```

CS 261 C function reference:

w3.cs.jmu.edu/lam2mo/cs261/c_funcs.html

File I/O

- `FILE* fopen (char *filename, char *mode)`
Open a file (modes: 'r', 'w', 'a')
- `int fgetc (FILE *stream)`
Read a single character from a file
- `char* fgets (char *str, int count, FILE *stream)`
Read a line of text from a file
- `int fscanf (FILE *stream, char *format, ...)`
Read formatted data from a file (scanf assumes stdin)
- `size_t fread (void *buffer, size_t size, size_t count, FILE *stream)`
Read (size x count) bytes from a file
- `int fseek (FILE *stream, long offset, int origin)`
Set the current file position (origin: 'SEEK_SET', 'SEEK_CUR')
- `int fprintf (FILE *stream, char *format, ...)`
Write formatted text to a file (printf assumes stdout)
- `size_t fwrite (void *buffer, size_t size, size_t count, FILE *stream)`
Write (size x count) bytes to a file
- `int fclose (FILE *stream)`
Close a file

Documentation

fgets

the 'restrict' keyword means "this is the only active pointer to this variable"

Defined in header <stdio.h>

```
char *fgets( char *str, int count, FILE *stream );    (until C99)
char *fgets( char *restrict str, int count, FILE *restrict stream );    (since C99)
```

Reads at most `count - 1` characters from the given file stream and stores them in the character array pointed to by `str`. Parsing stops if end-of-file occurs or a newline character is found, in which case `str` will contain that newline character. If no errors occur, writes a null character at the position immediately after the last character written to `str`.

The behavior is undefined if `count` is less than 1.

Parameters

str - pointer to an element of a char array
count - maximum number of characters to write (typically the length of `str`)
stream - file stream to read the data from

Return value

`str` on success, null pointer on failure.

If the failure has been caused by end-of-file condition, additionally sets the `eof` indicator (see `feof()`) on `stream`. The contents of the array pointed to by `str` are not altered in this case.

If the failure has been caused by some other error, sets the `error` indicator (see `ferror()`) on `stream`. The contents of the array pointed to by `str` are indeterminate (it may not even be null-terminated).

Simple “cat” program

```
char *fgets( char *restrict str, int count, FILE *restrict stream );    (since C99)
```

Return value

str on success, null pointer on failure.

```
#include <stdio.h>
```

```
int main (int argc, char **argv)
{
    const int BUF_SIZE = 1024;
    char buffer[BUF_SIZE];

    while ( ) {
        printf( "%s", buffer);
    }

    return 0;
}
```

Simple “cat” program

```
char *fgets( char *restrict str, int count, FILE *restrict stream );    (since C99)
```

```
#include <stdio.h>
```

```
int main (int argc, char **argv)
{
```

```
    const int BUF_SIZE = 1024;
```

```
    char buffer[BUF_SIZE];
```

```
    while (fgets( , , ) != NULL) {
        printf("%s", buffer);
    }
```

```
    return 0;
```

```
}
```

Simple “cat” program

```
char *fgets( char *restrict str, int count, FILE *restrict stream );    (since C99)
```

```
#include <stdio.h>
```

```
int main (int argc, char **argv)
{
    const int BUF_SIZE = 1024;
    char buffer[BUF_SIZE];

    while (fgets(buffer, , ) != NULL) {
        printf("%s", buffer);
    }

    return 0;
}
```

Simple “cat” program

```
char *fgets( char *restrict str, int count, FILE *restrict stream );    (since C99)
```

```
#include <stdio.h>
```

```
int main (int argc, char **argv)
{
    const int BUF_SIZE = 1024;
    char buffer[BUF_SIZE];

    while (fgets(buffer, BUF_SIZE, ) != NULL) {
        printf("%s", buffer);
    }

    return 0;
}
```

Simple “cat” program

```
#include <stdio.h>

int main (int argc, char **argv)
{
    const int BUF_SIZE = 1024;
    char buffer[BUF_SIZE];

    while (fgets(buffer, BUF_SIZE, stdin) != NULL) {
        printf("%s", buffer);
    }

    return 0;
}
```

Exercise

- Write a program that reverses every line from standard in (`stdin`)

- Reminder: to compile your program (after creating `rev.c`):

```
gcc -o rev rev.c
```

- To test your program (after creating `input.txt`):

```
./rev <input.txt (or just ./rev and type text followed by CTRL-D)
```

Hint: use `fgets()` to read the input a line at a time into a char array, printing the characters in reverse after reading each line

`char* fgets (char *str, int count, FILE *stream)`
Read a line of text input from a file (returns str, count is max chars)

`size_t strlen (char *str)`
Calculate the length of a null-terminated string

Sample input:

```
Hello, world!  
My name is Bob.
```

ENOD

Sample output:

```
!dlrow ,olleH  
.boB si eman yM
```

DONE